






RN-100 | RWA-160, 200, 250, 320

COMPACT • MASSIVE CLAMP TORQUE

The compact, high speed RN-100 is especially suited for drilling and tapping machines. RWA-Series tables utilize a patent pending dual taper pneumatic clamping system which generates massive clamp torque - up to 300% greater than previous RN-Series rotary tables. RWA-Series tables feature a full range of options including rotary scales and hydraulic or pneumatic rotary joints.



RWA-200R

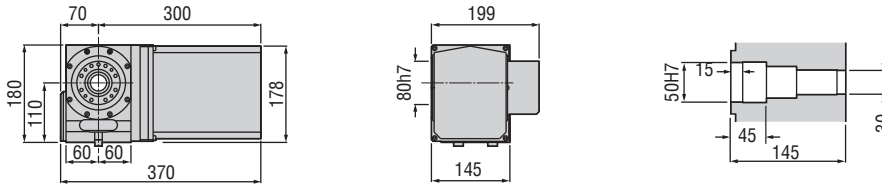
| Table Model | | RN-100 | RWA-160 | RWA-200 | RWA-250 (S) | RWA-320 (S) | |
|--------------------------------------|---|--------------------|-----------------------|-----------------------|-----------------------|-----------------------|-----------------|
| Versions available | | R, L | R, L | R, L | R, L | R, L | |
| Spindle outer diameter | Mm | 80h7 | 100h7 | 120h7 | 140h7 | 180h7 | |
| Table diameter (optional) | Mm | (135) | (160, 200) | (200, 250) | 250 | 320 | |
| Center height | Mm | 110 | 135 | 160 | 160 | 210 | |
| Center bore | Nose Diameter | mm | 50H7 | 55H7 | 65H7 | 80H7 | 110H7 |
| | Thru Diameter | mm | 30 | 40 | 45 | 50 | 85 |
| Table T-slot width (with face plate) | | | (10H8) | (12H8) | (12H8) | 12H8 | 14H7 |
| Guide block width | | | 14h7 | 14h7 | 18h7 | 18h7 | 18h7 |
| Servo motor (Fanuc)* | | | Alpha 2i | Alpha 2i | Alpha 4i | Alpha 8i (8is) | Alpha 8i (22is) |
| Maximum motor speed | rpm | 5,000 | 5,000 | 5,000 | 4,000 (4,000) | 4,000 (3,000) | |
| Speed reduction ratio | | 1/36 | 1/72 | 1/72 | 1/90 (1/45) | 1/120 (1/45) | |
| Maximum table speed | rpm | 138.9 | 69.4 | 69.4 | 44.4 (88.8) | 33.3 (66.6) | |
| Inertia converted into motor shaft | $\times 10^{-3} \text{kg}\cdot\text{m}^2$ | .23 | .09 | .17 | .41 (.44) | .52 (1.66) | |
| Clamp system | | Pneumatic | | Pneumatic Dual Taper | | | |
| Clamp torque @72psi | Nm (ft. lbs.) | 80 (59) | 500 (369) | 800 (590) | 1,000 (737) | 1,500 (1,106) | |
| Indexing accuracy | arc sec. | ±22.5 | ±12.5 | ±10 | ±10 | ±10 | |
| Net Weight | kg (lbs.) | 28 (62) | 38 (84) | 61 (134) | 80 (176) | 145 (319) | |
| Allowable wheel torque | Nm (ft. lbs.) | 176 (130) | 206 (152) | 288 (212) | 596 (439) | 939 (692) | |
| Allowable work inertia | $\text{kg}\cdot\text{m}^2$ | .10 | .64 | 1.25 | 1.95 | 4.48 | |
| Allowable work weight |  kg (lbs) [w/ tailstock] | 25 (55) [50 (110)] | 100 (220) [175 (385)] | 125 (275) [250 (550)] | 125 (275) [250 (550)] | 175 (385) [375 (825)] | |
| |  kg (lbs) | 50 (110) | 200 (440) | 250 (550) | 250 (550) | 350 (770) | |
| Allowable load when table clamped |  N (lbf) | 5,880 (1,322) | 10,800 (2,427) | 14,400 (3,237) | 14,400 (3,237) | 24,800 (5,575) | |
| |  Nm (ft. lbs.) | 80 (59) | 500 (369) | 800 (590) | 1,000 (737) | 1,500 (1,106) | |
| |  Nm (ft. lbs.) | 156 (115) | 780 (575) | 1,900 (1,400) | 1,900 (1,400) | 4,700 (3,464) | |

* Other motors & RPM available • Dimensions = mm
Specifications subject to change without notice

Dimensions

Drawings not to scale • Dimensions = mm

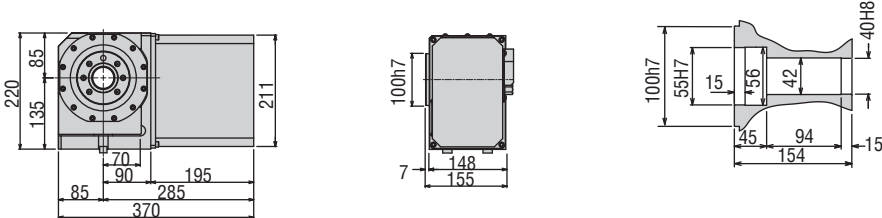
RN-100R




RN-100R



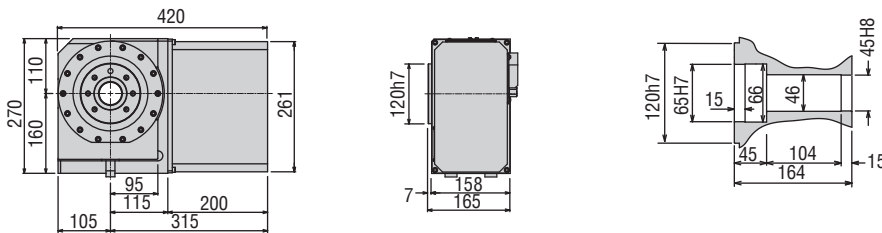
RWA-160R



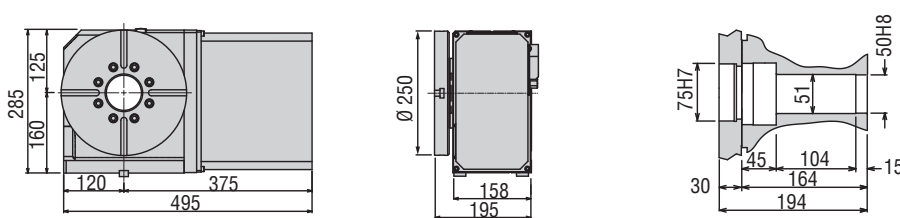
RWA-320



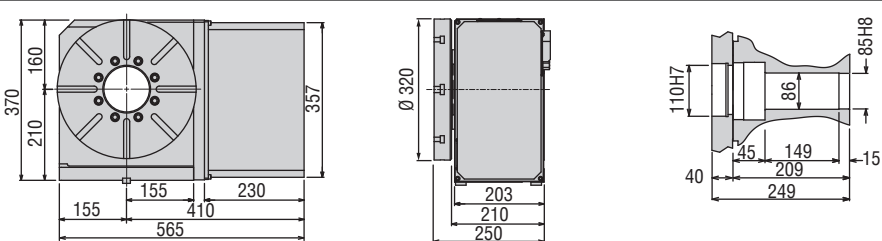
RWA-200R



RWA-250R



RWA-320R



Options & Accessories

| | |
|---------------------|--|
| TPC NC Controller | |
| Chucks | |
| Tailstock | |
| Support Spindle | |
| Face Plate | |
| Encoder / Scale | |
| Pull Stud Device | |
| Rotary Joint | |
| Booster | |
| PVC or Steel Cables | |

The dimensions above are for tables with a FANUC servo motor. Other motors available (dimensions may increase).

Clamping Block and Bolt

Dimensions = mm

| | Type | Q'ty | T-Slot Width | A | B | C | D | E | F | G | H | I | J | K | L | M |
|---------|------|------|--------------|----|----|----|----|----|----|----|----|----|----|----|----|----|
| RN-100 | - | 2 | 14 | - | - | - | - | - | - | - | 17 | 8 | 55 | - | 23 | 12 |
| RWA-160 | - | 2 | 14 | - | - | - | - | - | - | - | 17 | 8 | 60 | - | 23 | 12 |
| RWA-200 | - | 2 | 18 | - | - | - | - | - | - | - | 21 | 11 | 65 | - | 28 | 16 |
| RWA-250 | I | 4 | 18 | 25 | 12 | 80 | 12 | 33 | 35 | 22 | 21 | 11 | 65 | 40 | 28 | 16 |
| RWA-320 | I | 4 | 18 | 30 | 15 | 90 | 16 | 31 | 43 | 25 | 21 | 11 | 70 | 46 | 28 | 16 |

Note 1: When using a machine with a T-slot pitch other than the above, use suitable clamping blocks and bolts that are available on the market, or order custom-made ones from Tsudakoma (opt.)

Note 2: Clamping blocks are not included in RN-100, RWA-160 and RWA-200.

Type I

